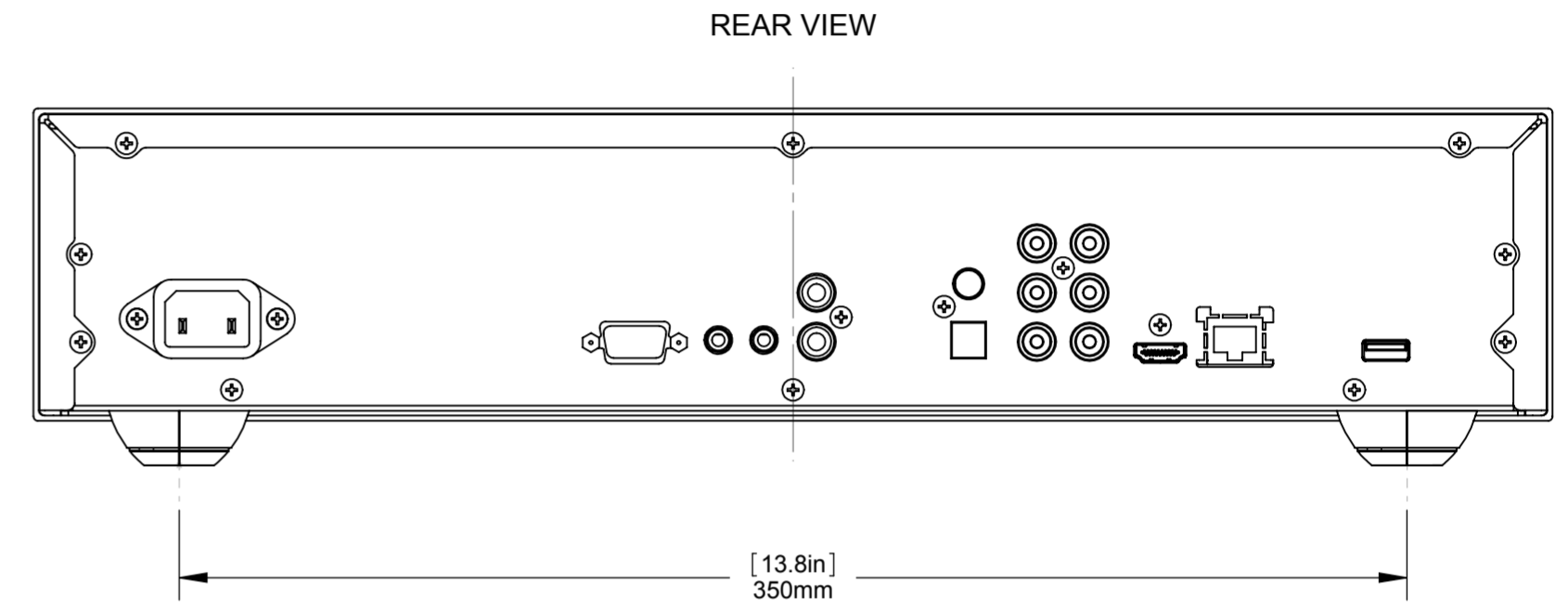

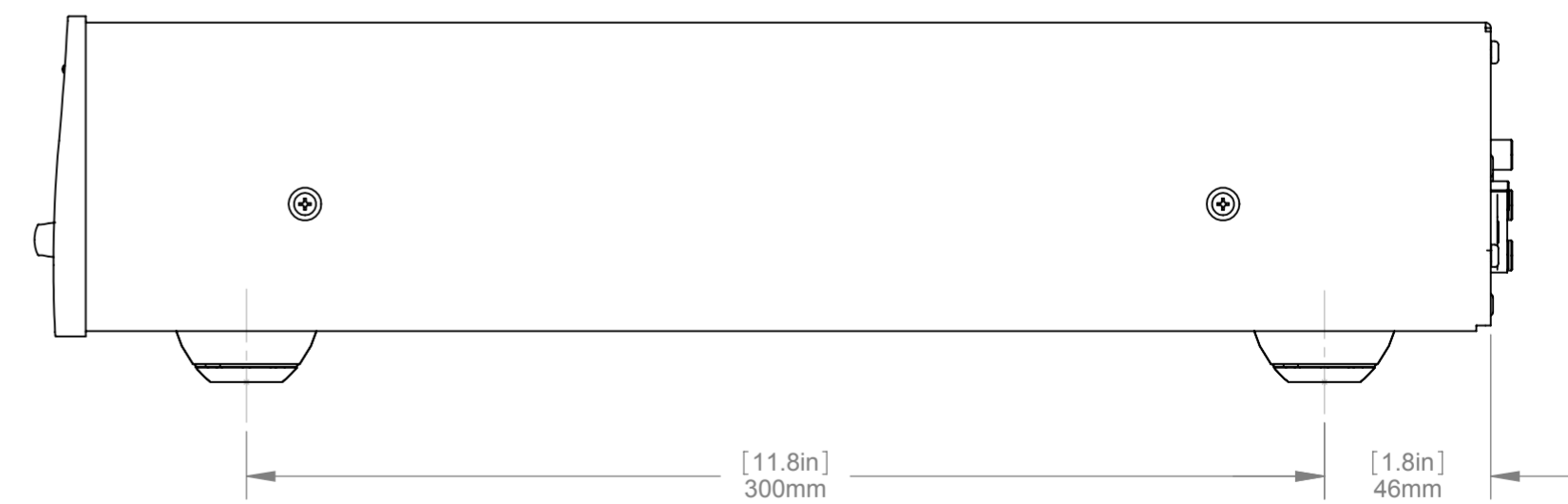
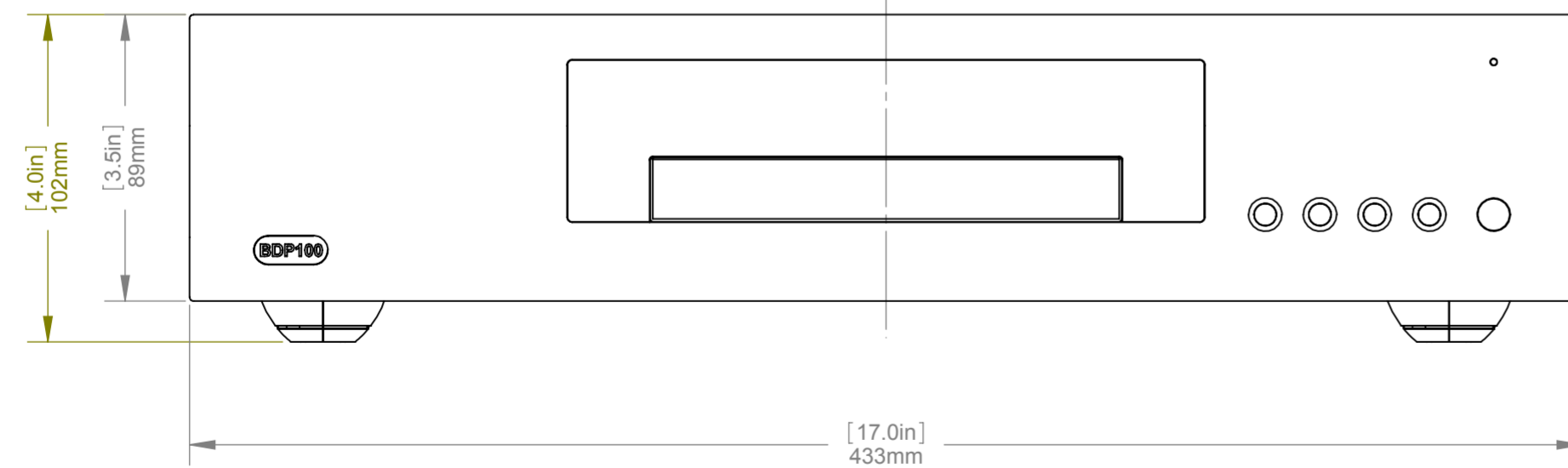


ECO NR.	DATE	CHG.	ZONE	DESCRIPTION OF CHANGE	REL.	DR.	CHK.
--	--	--	--	--	--	--	--
--	--	--	--	--	--	--	--
--	--	--	--	--	--	--	--
--	--	--	--	--	--	--	--
--	--	--	--	--	--	--	--



**NOTE:**  
ALLOW ADEQUATE CLEARANCE  
AROUND THE PRODUCT FOR  
VENTILATION & CONNECTION



<b>ARCAM</b> <small>TOLERANCES UNLESS OTHERWISE STATED 0.0 ±0.10 0.0 ±0.20 ANGULAR TOL. +2 DEGREES</small>	<small>A &amp; R CAMBRIDGE LTD ALL DIMENSIONS IN MILLIMETERS UNLESS OTHERWISE STATED</small>	<small>DRAWN BY:</small> MCM
		<small>DATE:</small> 8-11-2010
		<small>CHECKED BY:</small> MGB
		<small>ORIGINAL SCALE 1:2</small>
<small>MATERIAL:</small>		<small>SHT 1 OF 1</small>
<small>PART NUMBER AND DRAWING NUMBER</small> <b>BDP100</b>		
<small>DRAWING TITLE</small> <b>BDP100 ASSEMBLY</b>		

